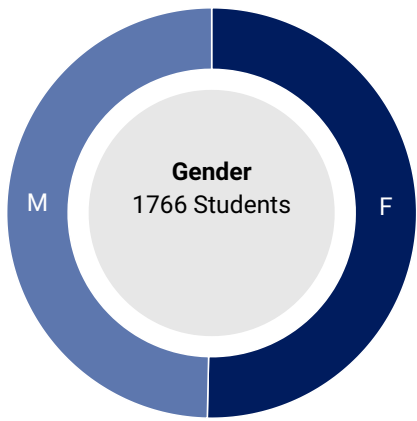




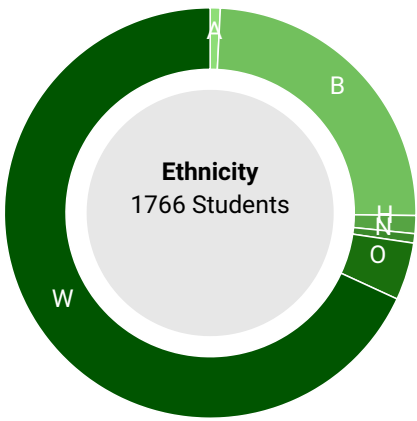
Jones County High School

Recruiting for Career Clusters

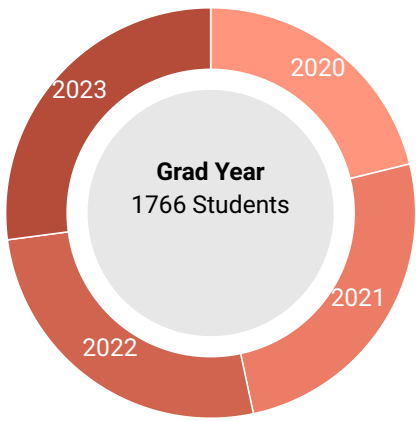
Students By Gender



Ethnicity



Graduation Year



Summary Fit by Career Clusters

Number of students with this particular career cluster in their top three by aptitude, interest or overall fit.

Career Cluster	Aptitude Fit	Interest Fit	Overall Fit	Female A/I Ratio	Male A/I Ratio
Advanced Manufacturing	4	79	23	0.08	0.02
Agriculture & Natural Resources	392	456	410	2.08	0.55
Architecture & Construction	3	94	28	0.04	0.02
Arts & Media	2	101	24	0.04	0.0
Business	483	492	482	0.91	1.09
Computers & Technology	658	320	441	3.6	1.37
Distribution & Logistics	488	387	431	5.42	0.81
Engineering	2	87	24	0.02	0.03
Finance	502	291	399	1.39	2.15
Government & Public Admin	676	236	387	4.19	
Health Science	4	68	22	0.05	0.06
Hospitality & Tourism	1076	620	824	1.6	1.91

Hi there! Welcome to YouScience Analytics.

Career Cluster	▲	Aptitude Fit	Interest Fit	Overall Fit	Female A/I Ratio	Male A/I Ratio	▼
Law & Public Safety		238	444	344	0.48	0.61	
Sales & Marketing		444	628	584	0.66	0.77	
Teaching		3	91	22	0.04	0.02	
Career Cluster		Aptitude Fit	Interest Fit	Overall Fit	Female A/I Ratio	Male A/I Ratio	

×

Hi there! Welcome to YouScience Analytics.

